

SUPPORT VECTOR MACHINES

-STATISTICAL MACHINE LEARNING-

Lecturer: Darren Homrighausen, PhD

OPTIMAL SEPARATING HYPERPLANES

A main initiative in early computer science was to find **separating hyperplanes** among groups of data (Rosenblatt (1958) with the **perceptron** algorithm) The issue is that if there is a separating hyperplane, there is an infinite number

An **optimal separating hyperplane** can be generated by finding **support points** and bisecting them.

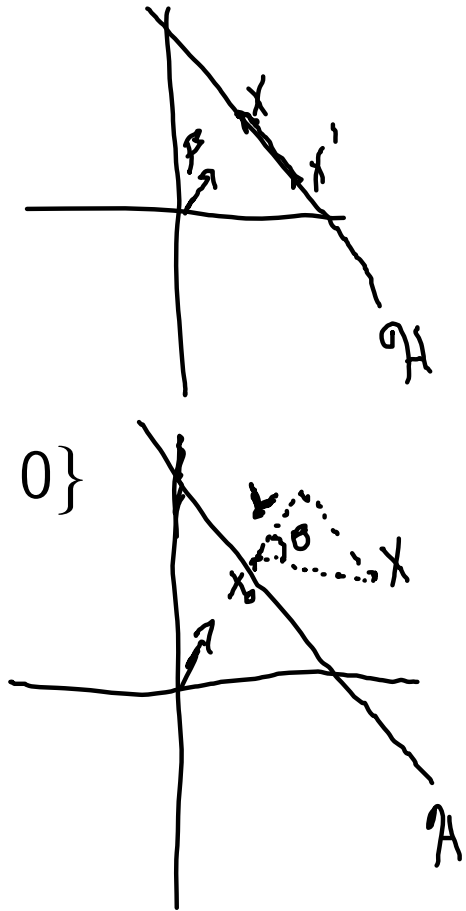
(Sometimes **optimal separating hyperplanes** are called **maximum margin classifiers**)

BASIC LINEAR GEOMETRY

A hyperplane in \mathbb{R}^p is given by

$$\mathcal{H} = \{X \in \mathbb{R}^p : h(X) = \beta_0 + \beta^\top X = 0\}$$

(Usually it is assumed that $\|\beta\|_2 = 1$)



1. The vector β is **normal** to \mathcal{H}

(To see this, let $X, X' \in \mathcal{H}$. Then $\beta^\top (X - X') = 0$)

2. **IMPORTANT:** For any point $X \in \mathbb{R}^p$, the (signed) length of its orthogonal complement to \mathcal{H} is $h(X)$

$$L = \langle \beta, X - X_0 \rangle$$

$$= \beta^\top (X - X_0) + \beta_0 - \beta_0$$

$$= \beta^\top X + \beta_0 - \beta^\top X_0 - \beta_0 = h(X) - h(X_0) = \frac{\langle \beta, X - X_0 \rangle}{\|\beta\|_2 \|X - X_0\|_2} \cos(\theta) = \frac{L}{\|X - X_0\|_2}$$

SUPPORT VECTOR MACHINES (SVM)

Let $Y_i \in \{-1, 1\}$

(It is common with SVMs to code Y this way. With logistic regression, Y is commonly phrased as $\{0, 1\}$ due to the connection with Bernoulli trials)

We will generalize this to supervisors with more than 2 levels at the end

A classification rule induced by a hyperplane is

$$g(X) = \text{sgn}(X^T \beta + \beta_0)$$
$$\text{sgn}(x) = \begin{cases} 1 & \text{if } x > 0 \\ -1 & \text{if } x < 0 \end{cases}$$

SEPARATING HYPERPLANES

Our classification rule is based on a hyperplane \mathcal{H}

$$g(X) = \text{sgn}(X^\top \beta + \beta_0)$$

(X, Y)

A **correct** classification is one such that $Yh(X) > 0$

(Why?)

The larger the quantity $Yh(X)$, the more “sure” the classification

(**REMINDER:** The signed distance to \mathcal{H} is $h(X)$)

Under classical **separability**, we can find a function such that $Y_i h(X_i) > 0$

(That is, makes perfect training classifications via g)

OPTIMAL SEPARATING HYPERPLANE

This idea can be encoded in the following **convex program**

$$\max_{\beta_0, \beta} M \text{ subject to}$$

$$Y_i h(X_i) \geq M \text{ for each } i \text{ and } \|\beta\|_2 = 1$$



INTUITION:

- We know that $Y_i h(X_i) > 0 \Rightarrow g(X_i) = Y_i$. Hence, larger $Y_i h(X_i) \Rightarrow$ “more” correct classification
- For “more” to have any meaning, we need to **normalize** β , thus the other constraint

OPTIMAL SEPARATING HYPERPLANE

Let's take the original program:

$$\frac{1}{2n} \|Y - X\beta\|_2^2$$

max M subject to
 β_0, β

$$Y_i h(X_i) \geq M \text{ for each } i \text{ and } \|\beta\|_2 = 1$$

and **rewrite** it as

$$Y_i h(X_i) \geq M \|\beta\|_2 \stackrel{\text{SET}}{=} 1$$
$$M = \frac{1}{\|\beta\|_2}$$

$$\min_{\beta_0, \beta} \left(\frac{1}{2} \|\beta\|_2^2 \right) \text{ subject to}$$
$$Y_i h(X_i) \geq 1 \text{ for each } i$$

$\frac{\partial}{\partial} \|\beta\|_2^2$

(Replace $Y_i h(X_i) \geq M$ with $\frac{1}{\|\beta\|_2} Y_i h(X_i) \geq M$, which redefines β_0)

This is still a **convex** optimization program: quadratic criterion, linear inequality constraints

OPTIMAL SEPARATING HYPERPLANE

Again, we can convert this **constrained** optimization problem into the **Lagrangian** (primal) form

$$\min_{\beta_0, \beta} \frac{1}{2} \|\beta\|_2^2 - \sum_{i=1}^n \alpha_i [Y_i (X_i^\top \beta + \beta_0) - 1]$$

$Y_i h(x_i) \geq 1$

In contrast to the lasso problem, there are now n Lagrangian parameters $\alpha_1, \dots, \alpha_n$

(There are n constraints, after all)

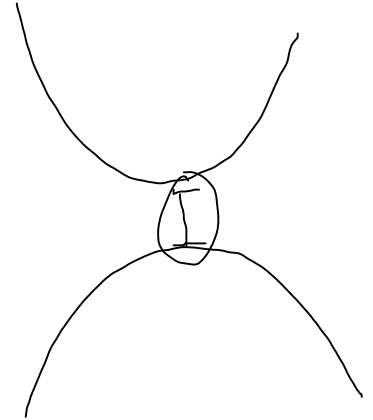
Everything is nice and smooth, so we can take derivatives..

OPTIMAL SEPARATING HYPERPLANE

$$\frac{1}{2} \|\beta\|_2^2 - \sum_{i=1}^n \alpha_i [Y_i (X_i^\top \beta + \beta_0) - 1]$$

Derivatives with respect to β and β_0 :

- $\beta = \sum_{i=1}^n \alpha_i Y_i X_i$
- $0 = \sum_{i=1}^n \alpha_i Y_i$



Substituting into the **Lagrangian**:

$$\text{wolfe dual} = \sum_{i=1}^n \alpha_i - \frac{1}{2} \sum_{i=1}^n \sum_{k=1}^n \alpha_i \alpha_k Y_i Y_k X_i^\top X_k$$

(this is all subject to $\alpha_i \geq 0$)

We want to **maximize** wolfe dual

OPTIMAL SEPARATING HYPERPLANE

A side condition, known as **complementary slackness** states¹:

$$\alpha_i \geq 0 \quad \alpha_i [1 - Y_i h(X_i)] = 0 \text{ for all } i \quad Y_i h(X_i) \geq 1$$

(The product of **Lagrangian parameters** and **inequality constraint** equals 0)

This implies either:

- $\alpha_i = 0$, which happens if the constraint $Y_i h(X_i) > 1$
(That is, when the constraint is **non binding**)
- $\alpha_i > 0$, which happens if the constraint $Y_i h(X_i) = 1$
(That is, when the constraint is **binding**)

¹See the Karush-Kuhn-Tucker (KKT) conditions

OPTIMAL SEPARATING HYPERPLANE

Taking this relationship

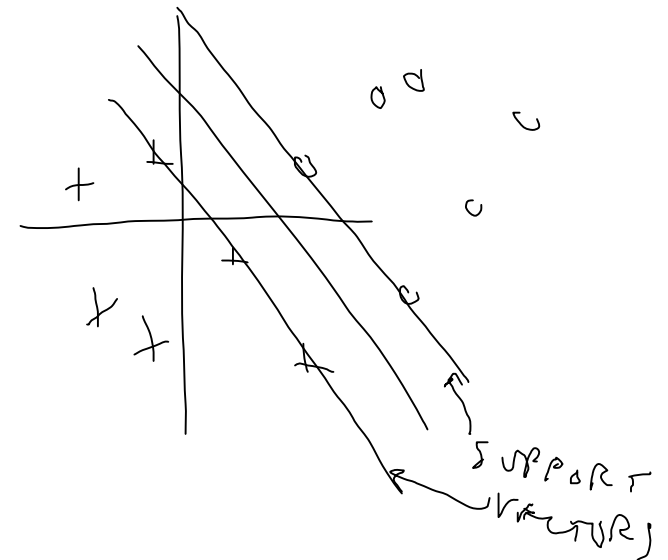
$$\alpha_i [Y_i h(X_i) - 1] = 0$$

we see that, for $i = 1, \dots, n$,

- The points (X_i, Y_i) such that $\alpha_i > 0$ are **support vectors**
- The points (X_i, Y_i) such that $\alpha_i = 0$ are **irrelevant** for classification

(Why?)

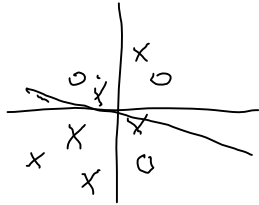
$$\hat{\beta} = \sum_{i=1}^n \alpha_i \frac{1}{l_i} X_i$$



END RESULT: $\hat{g}(X) = \text{sgn}(X^T \hat{\beta} + \hat{\beta}_0)$

Support vector classifier

SUPPORT VECTOR CLASSIFIER



Of course, we can't realistically assume that the data are linearly separated (even in a transformed space)

In this case, the previous program has no **feasible** solution

We need to introduce **slack** variables, ξ , that allow for overlap among the classes

These slack variables allow for us to encode **training misclassifications** into the optimization problem

SUPPORT VECTOR CLASSIFIER

$\max_{\beta_0, \beta, \xi_1, \dots, \xi_n} M$ subject to

$$Y_i h(X_i) \geq M \underbrace{(1 - \xi_i), \xi_i \geq 0, \sum \xi_i \leq t}_{\text{new}}, \text{ for each } i$$

Note that

- t is a **tuning parameter**. The literature usually refers to t as a **budget**
(Think: lasso)
- The separable case corresponds to $t = 0$

SUPPORT VECTOR CLASSIFIER

We can rewrite the problem again:

$$\min_{\beta_0, \beta, \xi, \zeta} \frac{1}{2} \|\beta\|_2^2 \quad \text{subject to}$$

$$Y_i h(X_i) \geq 1 - \underbrace{\xi_i, \xi_i \geq 0, \sum \xi_i \leq t}_{\text{new}}, \quad \text{for each } i$$

(Convex optimization program: quadratic criterion, linear inequality constraints.)

Converting $\sum \xi_i \leq t$ to the **Lagrangian** (primal):

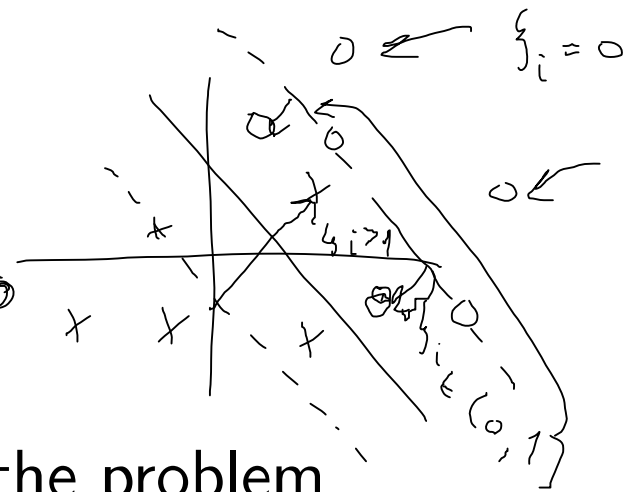
$$\min_{\beta_0, \beta} \frac{1}{2} \|\beta\|_2^2 + \lambda \sum \xi_i \quad \text{subject to}$$

$$Y_i h(X_i) \geq 1 - \xi_i, \xi_i \geq 0, \quad \text{for each } i$$

(Think: lasso. $\lambda \sum \xi_i + \xi_i \geq 0 \Rightarrow \lambda \|\xi\|_1$)

SVMs: SLACK VARIABLES

$$\xi_i \in (0, 1] \Rightarrow \nu_i h(\nu_i) > 0$$



The **slack variables** give us insight into the problem

- If $\xi_i = 0$, then that observation is on **correct** the side of the **margin**
- If $\xi_i \in (0, 1]$, then that observation is on the **incorrect** side of the **margin**, but still correctly classified
- If $\xi_i > 1$, then that observation is **incorrectly** classified

SUPPORT VECTOR CLASSIFIER

Continuing to convert constraints to Lagrangian

$$\min_{\beta_0, \beta, \xi} \frac{1}{2} \|\beta\|_2^2 + \lambda \sum \xi_i - \underbrace{\sum_{i=1}^n \alpha_i [Y_i (X_i^\top \beta + \beta_0) - (1 - \xi_i)] - \sum_{i=1}^n \gamma_i \xi_i}_{\text{remaining constraints}}$$

Necessary conditions (taking derivatives)

- $\beta = \sum_{i=1}^n \alpha_i Y_i X_i$
- $0 = \sum_{i=1}^n \alpha_i Y_i$
- $\alpha_i = \lambda - \gamma_i$

(As well as positivity constraints on Lagrangian parameters)

SUPPORT VECTOR CLASSIFIER

Substituting, we require the **Wolfe dual**

This, combined with the **KKT** conditions uniquely characterize the solution:

$$\alpha \text{ subject to: KKT + Wolfe dual } \max \sum_{i=1}^n \alpha_i - \frac{1}{2} \sum_{i=1}^n \sum_{i'=1}^n \alpha_i \alpha_{i'} Y_i Y_{i'} X_i^\top X_{i'}$$

(See Chapter 12.2.1 in “Elements of Statistical Learning”)

Note: the necessary conditions $\beta = \sum_{i=1}^n \alpha_i Y_i X_i$ imply estimators of the form

- $\hat{\beta} = \sum_{i=1}^n \hat{\alpha}_i Y_i X_i$
- $\hat{\beta}^\top X = \sum_{i=1}^n \hat{\alpha}_i Y_i X_i^\top X$

SVMs: TUNING PARAMETER

We can think of t as a **budget** for the problem

If $t = 0$, then there is **no budget** and we won't tolerate any margin violations

If $t > 0$, then no more than $\lfloor t \rfloor$ observations can be misclassified

$$t = 0.5$$

$$\sum \xi_i \leq t$$

$$h(X_i) y_i < 0$$

$$h(X_i) y_i \geq 1 - \xi_i \quad \xi_i > 1$$

A larger t then leads to larger **margins**

(we allow more margin violations)

SVMs: TUNING PARAMETER

FURTHER INTUITION:

Like the optimal hyperplane, only observations that violate the margin determine \mathcal{H}

A large t allows for many violations, hence many observations factor into the fit

A small t means only a few observations do

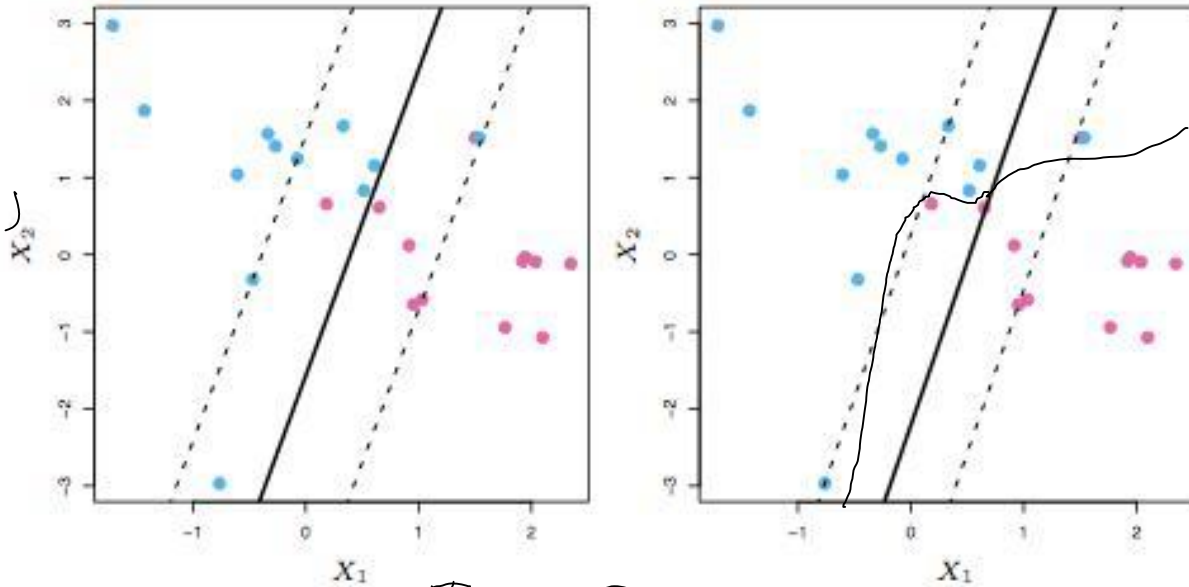
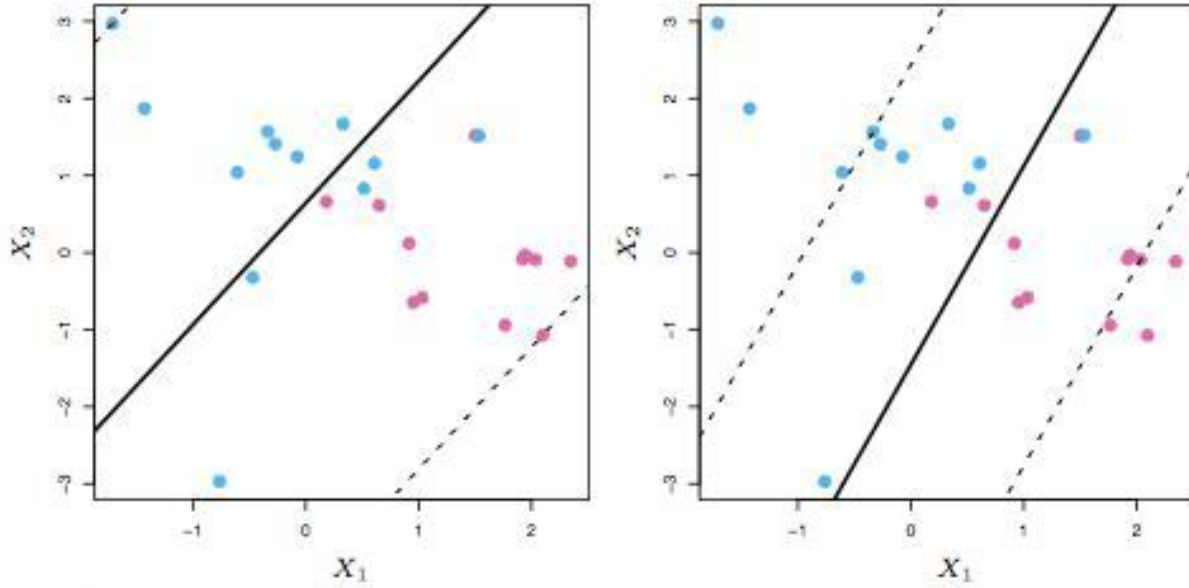
Hence, t calibrates a bias/variance trade-off, as expected

In practice, t gets selected via cross-validation

SVMs: TUNING PARAMETER

ϵ LARGE

$\sum \alpha_i y_i \beta_i$
 $\alpha_i > 0$
 IF i^{TH} OBS
 VIOLATES
 ITS MARGIN



ϵ SMALL

ALSO
 $\xi_i > 0$ IF
 i^{TH} OBS, VIOLATE(S)
 MARGIN

$$\sum \xi_i \leq \epsilon$$

ISL: INTRO STAT. LEARNING
 Figure 9.7 in ISL

SUPPORT VECTOR CLASSIFIER IN R

A common package to use is `e1071`

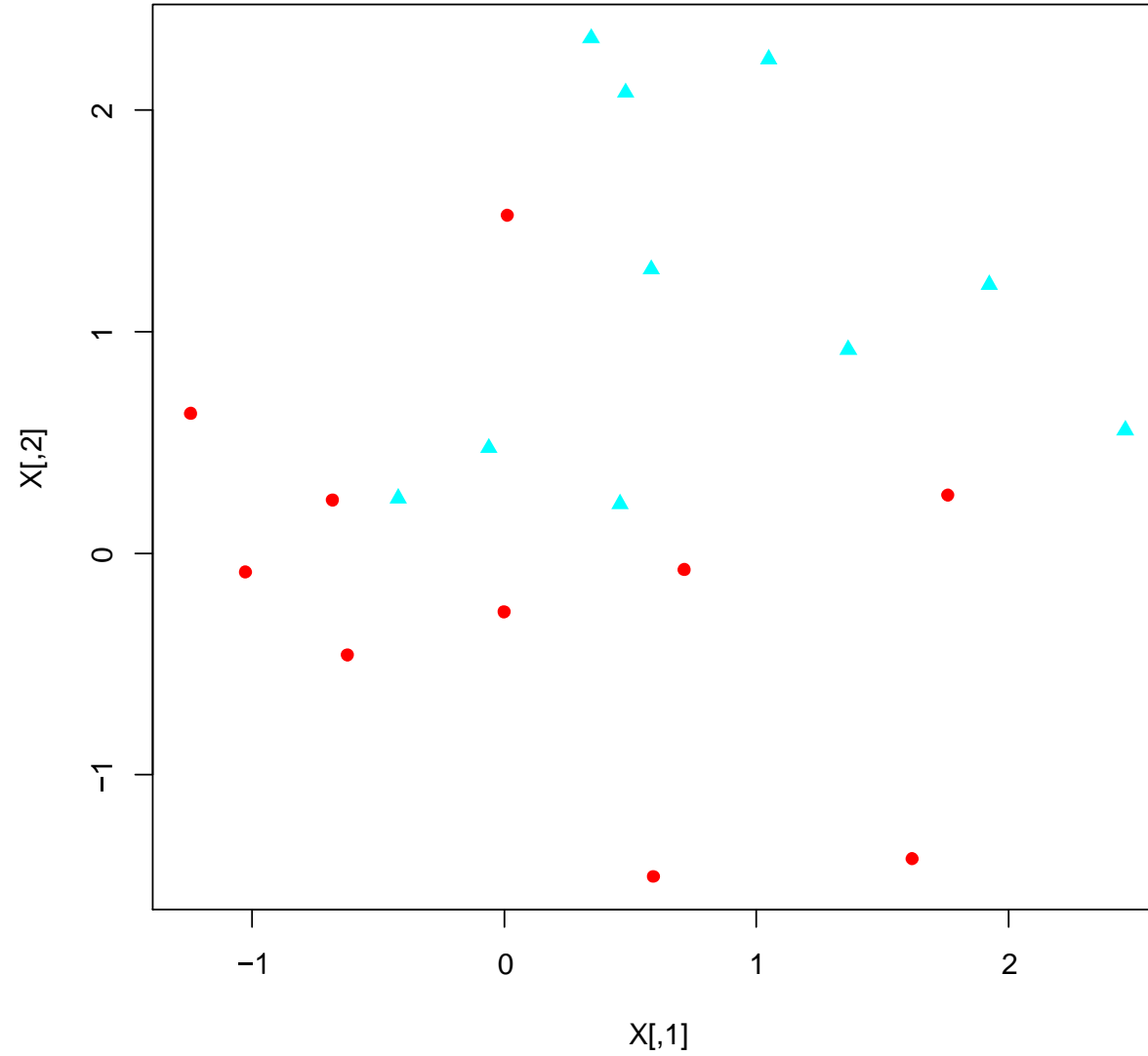
```
X = matrix(rnorm(20*2),ncol=2)
Y = c(rep(-1,10),rep(1,10))
X[Y == 1,] = X[Y == 1,] + 1
```

```
col = rep(0,length(Y))
col[Y == -1] = rainbow(2)[1]
col[Y == 1] = rainbow(2)[2]
```

```
pch = rep(0,length(Y))
pch[Y == -1] = 16
pch[Y == 1] = 17
```

```
plot(X,col=col,pch=pch)
```

SUPPORT VECTOR CLASSIFIER IN \mathbb{R}^2



SUPPORT VECTOR CLASSIFIER IN R

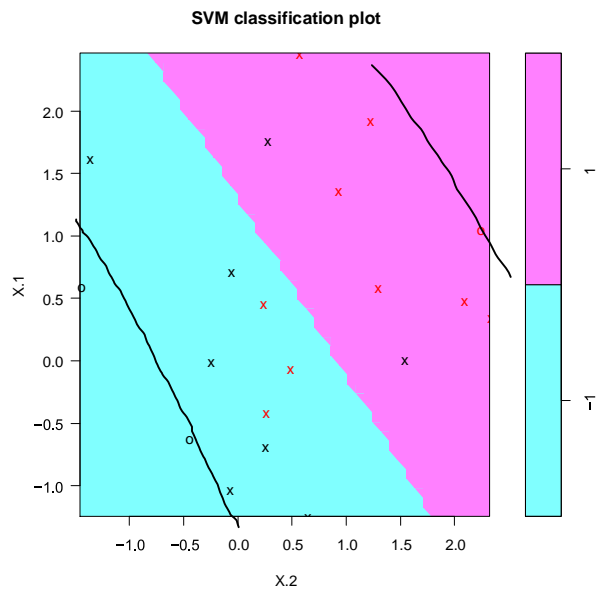
```
library(e1071)
dat =data.frame(X=X, Y=as.factor(Y))
svmfit=svm(Y~., data=dat, kernel="linear", cost=cost)
```

IMPORTANT: Their definition of cost is the **Lagrangian** version, which we defined as λ

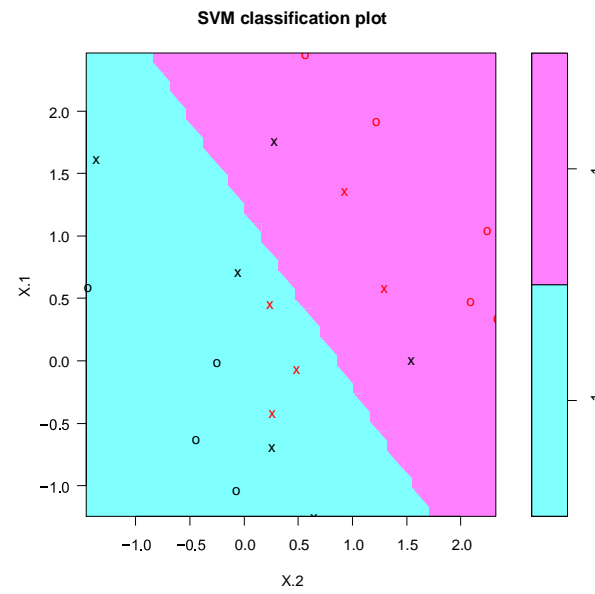
Hence, a **small cost** means a large t and a **wider** margin

$$t \sim \frac{1}{\lambda}$$

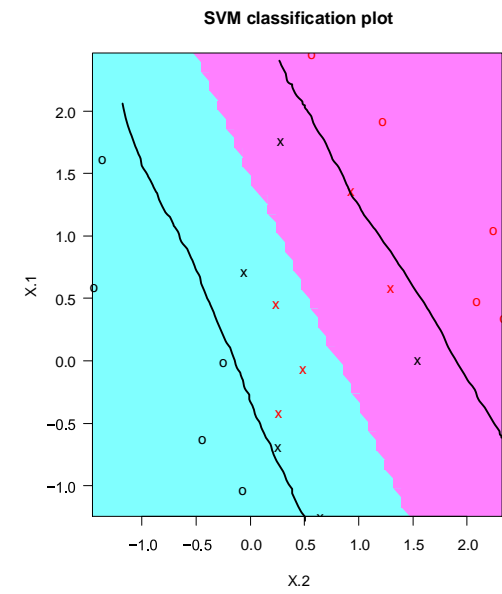
SUPPORT VECTOR CLASSIFIER IN \mathbb{R}^2



cost = .1



cost = 1



cost = 10

SUPPORT VECTOR CLASSIFIER IN R

```
tune.out = tune(svm,Y~.,data=dat,kernel="linear",  
               ranges=list(cost=c(0.001, 0.01, 0.1, 1,5,10,100)))  
best.model = tune.out$best.model
```

Note that `best.model` is an `svm` object:



NEXT TIME: KERNEL METHODS

INTUITION: Many methods have linear decision boundaries

We know that sometimes this isn't sufficient to represent data

EXAMPLE: Sometimes we need to included a polynomial effect or a log transform in multiple regression

Sometimes, a **linear** boundary, but in a different space makes all the difference..